

Marquis Panel Systems Price List - January 2009



Don Smith & Associates, Inc.



Office Furniture

1420 Gentry

North Kansas City, MO 64116

816-474-4800 800-634-8158

Fax 816-474-4803

www.dsaofficefurniture.com

www.dsaofficefurniture.com

Marquis Panel Systems are stocked.

Stocked Colors are:

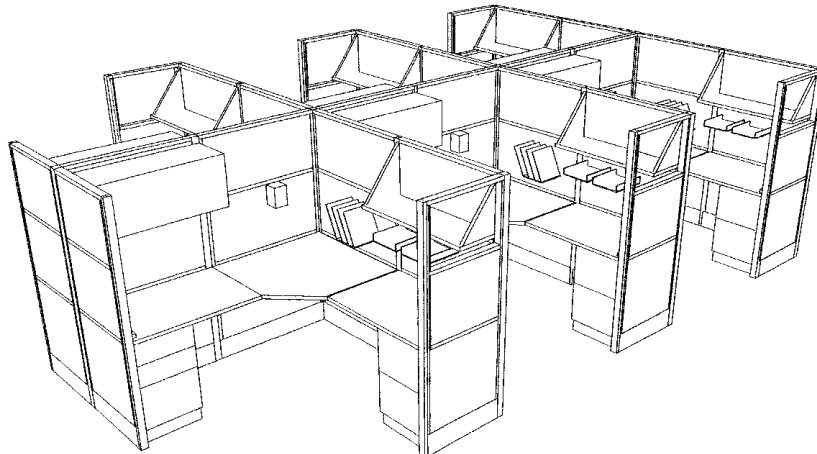
797 Gray print trim -19-32 Gray Fabric - Gray Nebula Worksurfaces

Our stock inventories are subject to prior sale.

Please check with us for our inventory condition when quoting this product.

You may check stock at www.dsaofficefurniture.com

Non stock, special orders and large orders require a deposit.



The 6'x6' LOADED workstations above have a List Price of only **\$3053** per person.

This includes panels, worksurfaces, 2 Steel Pedestals per cube, Paper Flow and Electrical.
6-Wing Panels are Partial Glass.

Panel Connectors, trims, worksurface brackets and cantilevers are included in the major component prices. We can help you specify this product,.. just ask.

Marquis Panel Systems - Product Description and Specifications

Marquis Panel Systems (MPS) is a metal frame monolithic panel system with all metal-to-metal connectors. The appearance of the monolithic panels is segmented with metal trims that are radius shaped for a fresh new contemporary look. MPS is a fully featured panel system, but is very modestly priced. Selected product sizes and color are stocked for quick availability. Projects in non-stock sizes or colors require approximately 10 weeks deliver time.

Stocked Colors are:

797 Gray print trim - 19-32 Gray Fabric - Gray Nebula Worksurfaces

- Panel frames are metal with metal-to-metal connections.
- Panel frame are trimmed with metal radius shaped trim.
- The panels are monolithic in construction, but have the appearance of being segmented.
- The segments are removable and field replaceable.
- Paper Flow tools may hang at infinite locations across the width of any horizontal frame member.
- Worksurfaces are 1" thick 45 lb. industrial grade particleboard, laminated on both sides with Thermo fused plastic laminate. 3 mil vinyl trim is then applied to the edges.
- Worksurface cantilever brackets, shelf brackets and flipper cabinet brackets are constructed of very heavy gauge steel.
- All brackets have a locking tooth design to prevent un-planned removal from the panel.
- Fabric panel tiles are fabric over ¼" tackable rubber.
- Airflow tiles and Embossed tiles are Powder Coated steel.
- All paint finishes include Powder Coated paint with zero lead content.
- All Paper Flow products are Powder Coated steel, or extruded aluminum, not plastic.
- All Glass is tempered safety glass.
- Glass tiles are available with etched designs, even your logo.
- Adjustable Glides have heavy-duty 3/8" diameter stems and are adjustable 3+" in height.
- Available Panel heights are 42" 48" 54" 66" 84"
- Available Panel widths are 24" 30" 36" 48" 54" 60" 66" 72"
- Flipper Cabinet widths are 30" 36" 48"
- Shelf Width's are 24" 30" 36" 48"
- Worksurface widths are 24 30 36 48 54 60 72 78 84 96
- Curvilinear Worksurfaces are available in a variety of sizes and shapes.
- All doors and drawers on all Pedestals, Files and Overheads include ball bearing full suspensions.
- All panels include a 5" tall raceway, with a flip down aluminum door that is permanently attached to the panel upon arrival. Space in the raceway will accommodate the Byrne
- 8-Trac modular electrical system, and low voltage wiring for telephone and data wiring.
- The Byrne 8-Trac modular electrical system includes 8 wires and 4 circuits. One circuit is a shielded, isolated, dedicated computer circuit. For additional specifications on Byrne electrical go to <http://www.byrne-electrical.com>

MPS is a solid, sturdy and attractive product that is modestly priced.
Some of the USA Brand names in Panel Systems might be 3 times the price.

Marquis Panel Systems

Marquis Panel Systems Price List - January 2009








www.dsaofficefurniture.com

DSA will assist you with quotes and layouts. If you send us a "Block Plan" and a detailed typical, in writing, we will prepare a drawing and price quote for you. There is no charge for this service. If you simply want an approximate price estimate, you can use the typical's contained in this document to do that.

However, we cannot do space planning.

We prefer that you send us the drawing in PDF format, if possible.

Marquis Panel Systems Price List - January 2009			
	Item	Description	List Price
	42" High Panels - stocked in minimal quantities for Reception stations		
	MPS 42x24 FF	42x24 F/F Panel	150.00
	MPS 42x36 FF	42x36 F/F Panel	220.00
	MPS 42x48 FF	42x48 F/F Panel	320.00
	NEW 48" High Panels - stocked in moderate quantities for seated privacy cubes		
	MPS 48x24 FF	48x24 F/F Panel	170.00
	MPS 48x36 FF	48x36 F/F Panel	250.00
	MPS 48x48 FF	48x48 F/F Panel	330.00
	66" High Panels - our largest inventory		
	MPS 66x24 FFF	66x24 F/F/F Panel	235.00
	MPS 66x30 FFF	66x30 F/F/F Panel	299.00
	MPS 66x36 FFF	66x36 F/F/F Panel	350.00
	MPS 66x48 FFF	66x48 F/F/F Panel	480.00
	66" High Panels - Partial Glass		
	MPS 66x24 GFF	66x24 Glass/F/F Panel	285.00
	MPS 66x36 GFF	66x36 Glass/F/F Panel	450.00
	MPS 66x48 GFF	66x48 Glass/F/F Panel	575.00
	Overhead Storage		
	MPS Flipper 36	Flipper Overhead Cabinet 36"	450.00
	MPS Flipper 48	Flipper Overhead Cabinet 48"	530.00
	MPS Shelf 24	Open Shelf 24"	130.00
	MPS Shelf 36	Open Shelf 36"	170.00
	MPS Shelf 48	Open Shelf 48"	190.00

Marquis Panel Systems Price List - January 2009

	Pedestals		
	MPS Ped B/B/F	Pedestal B/B/F	330.00
	MPS Ped F/F	Pedestal F/F	330.00
	C-AM Steel Pedestal BBF	22" Deep Steel Pedestal	290.00
	C-AM Steel Pedestal FF	22" Deep Steel Pedestal	290.00
	Paper Flow Accessories		
	MPS PF Binder Tray	Paper Flow Binder Tray XDG-03	40.00
	MPS PF Doc Sorter	Paper Flow Document Sorter XDG-06	60.00
	MPS PF Letter Tray	Paper Flow Letter Tray XDG-01	20.00
	MPS PF Pencil Cup	Paper Flow Pencil Cup XDG-11	15.00
	MPS PF Photo Tray	Photo Tray Gray XDG-13	10.00
 	Worksurfaces		
	MPS WS 36x24 Corner	36 Corner straight cut	150.00
	MPS WS 48x24 Corner	48 Corner radius cut	225.00
	MPS WS 24x24	Worksurface 24W X 24D	80.00
	MPS WS 36x24	Worksurface 36W X 24D	90.00
	MPS WS 48x24	Worksurface 48W X 24D	108.00
	MPS WS 60x24	Worksurface 60W X 24D	130.00
	MPS WS 72x24	Worksurface 72W X 24D	160.00
	MPS WS 72x36x24 L Radius Corner	Worksurface 72W X 36D X 24D Left Corner Worksurface	340.00
	MPS WS 72x36x24 R Radius Corner	Worksurface 72W X 36D X 24D Right Radius Corner Worksurface	340.00
	MPS WS 84x24	Worksurface 84W X 24D	210.00
	MPS WS 96x24	Worksurface 96W X 24D	230.00
	MPS WS End Panel	Worksurface End Panel Laminate with 2 brackets L or R and 2 Glides and 2 L brackets	100.00
	MPS WS End Panel 1/2 depth	1/2 depth (12") Worksurface End Panel Laminate with 2 brackets L or R and 2 Glides and 2 L brackets	75.00
	Transaction Counters		
	MPS Transaction Counter 36x16	36x16 Transaction Counter Top	110.00
	MPS Transaction Counter 48x16	48x16 Transaction Counter Top	120.00
	MPS Transaction Counter 72x16	72x16 Transaction Counter Top	150.00



Marquis Panel Systems Price List - January 2009

Electrical Components		
Byr 24 Dbl Blk BE08062-3-2-24	BE08062-3-2-24 Double Block Raceway (Single Block) 24"	85.00
Byr 24 Pass Thru BE08086-3-24	BE08086-3-24 M/F Pass Thru, 24"	59.00
Byr 30 Dbl Blk BE08062-3-2-30	BE08062-3-2-30 Double Block Raceway 30"	105.00
Byr 30 Pass Thru BE08086-3-30	BE08086-3-30 M/F Pass Thru, 30"	63.00
Byr 36 Dbl Blk BE08062-3-2-36	BE08062-3-2-36 Double Block Raceway 36"	115.00
Byr 36 Pass Thru BE08086-3-36	BE08086-3-36 M/F Pass Thru, 36"	67.00
Byr 48 Dbl Blk BE08062-3-2-48	BE08062-3-2-48 Double Block Raceway 48"	124.00
Byr 48 Pass Thru BE08086-3-48	BE08086-3-48 M/F Pass Thru, 48"	78.00
Byr 60 Pass Thru BE08086-3-60	BE08086-3-60 M/F Pass Thru, 60"	88.00
Byr H-Connector BE08299-3	H Connector 4 way Female	25.00
Byr Power Feed End BE08180-3-72	BE08180-3-72 End Power Entry, 72", may require cutting hole in cover post	115.00
Byr Power Feed PLUG	24" power feed with Plug BE08071-3-1-24	75.00
Byr Power Feed Side BE08862-3-X	BE08892-3-X-72 SIDE Power Entry, 72"	122.00
Byr PowerFeed 144 BE08092-3-144	BE08092-3-144 144" Ceiling Power Feed, may require power pole, not provided	103.00
Byr R1 Receptacle	BE08065-3-XXC Receptacle, 15 Amp, Black, Circuit 1	13.00
Byr R2 Receptacle	BE08065-3-XXC Receptacle, 15 Amp, Black, Circuit 2	13.00
Byr R3 Receptacle	BE08065-3-XXC Receptacle, 15 Amp, Black, Circuit 3	13.00
Byr R4 Receptacle	BE08065-3-XXC Receptacle, 15 Amp, Black, Circuit 4, Isolated Ground Circuit	13.00
MPS Power Pole	Power Pole 10' High	100.00